
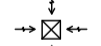
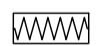



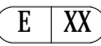
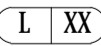


- Legend:**
-  EXTRACT FAN
 -  EXTRACT GRILLE
 -  ATTENUATOR
 -  PIR SENSOR WITH 20-MINUTE OVERRUN TIMER
 -  DUCTWORK RISE/DROP
 -  FIRE DAMPER
 -  EXTRACT REFERENCE
 -  LOUVRE REFERENCE

- Notes:**
1. DO NOT SCALE THIS DRAWING. ALL DIMENSIONS IN MILLIMETRES UNLESS OTHERWISE STATED.
 2. THIS DRAWING IS TO BE READ IN CONJUNCTION WITH ALL RELEVANT ARCHITECT'S STRUCTURAL ENGINEERS AND M&E DRAWINGS AND THE M&E SPECIFICATION, SAMPLES SHEET AND ROOM DATA SHEETS.
 3. ALL ITEMS OF EQUIPMENT SHALL BE INSTALLED AS TO THE MANUFACTURER'S RECOMMENDATIONS.
 4. ALL INFORMATION AND LAYOUTS DETAILED ON THIS DRAWING ARE SUBJECT TO SITE DIMENSION CHECKS.
 5. EXTRACT GRILLES SHALL EXTRACT AT THE FOLLOWING RATES:
SHOWERS - 15Ltrs/sec
URINALS - 10Ltrs/sec
WCs - 10Ltrs/sec
KITCHENETTE - 30Ltrs/sec WITH BOOST TO 60Ltrs/sec
 6. ALL FINAL DUCT BRANCHES SHALL BE Ø125 UNLESS STATED OTHERWISE.
 7. ALL WC EXTRACT GRILLES SHALL BE SWEGON EXca Ø125 ADJUSTABLE CIRCULAR EXHAUST VALVES WITH DIRECT DUCT CONNECTIONS.

SAFETY, HEALTH AND ENVIRONMENTAL INFORMATION
FOR DETAILS OF SITE-WIDE AND GENERAL RISKS, TO BE READ IN CONJUNCTION WITH THESE NOTES, SEE THE CONTRACT DOCUMENTS AND, WHERE WORKS ARE NOTIFIABLE, THE PRE-CONSTRUCTION INFORMATION PACK ISSUED BY THE CDM CO-ORDINATOR
IN ADDITION TO THE RISKS NORMALLY ASSOCIATED WITH THE TYPES OF WORK DETAILED ON THIS DRAWING, NOTE THE FOLLOWING RISKS AND INFORMATION:
DISMANTLING / DEMOLITION (Future) Dl. Dii. Diii. Div.
IT IS ASSUMED THAT ALL WORKS WILL BE CARRIED OUT BY A COMPETENT CONTRACTOR WORKING, WHERE APPROPRIATE, TO AN APPROVED METHOD STATEMENT

GRILLE SCHEDULE

REFERENCE	DIMENSION	FLOW RATES	PRODUCT
E 01	CIRCULAR Ø100 VALVES	6l/s	WATERLOO RWV_R

LOUVRE SCHEDULE

REFERENCE	DIMENSION	ACCESSORIES	PRODUCT
L 01	300x300	INSECT MESH, BIRD GUARD AND PLENUM BOX	WATERLOO YGA-RF
L 02	1450x570	INSECT MESH AND BIRD GUARD	
L 03	600x300	INSECT MESH, BIRD GUARD AND PLENUM BOX	INDEPENDENT SLATE SUPPLIERS (ISS) NATURE SLATE VENT 10,000mm² F.A.
L 04	Ø125	INSECT MESH, BIRD GUARD PLENUM BOX, FULLY WEATHERPROOF	VENT AXIA UNITEK COWL SYSTEM

Rev	Date	By	Chk	Aprvd	Description

PROJECT
Tavistock Guildhall

CLIENT
Tavistock Guildhall



www.methodllp.com Swindon Tel: 01793 822044

DRAWING TITLE
Proposed Ventilation Layout Roof Plan

SUITABILITY
D2 - FOR TENDER

DATE	SCALE	DRWN BY	CHK BY	APVD BY
15.10.18	1:50 - A1	BJP	TXX	NJS

DRAWING NUMBER	REVISION NO.
716IGH-MET-00-03-DR-M-Ss_65-0001	D2- T02

THIS DRAWING IS NOT TO BE USED FOR CONSTRUCTION. THIS DRAWING SHOWS DESIGN INTENT ONLY. THE CONTRACTOR SHALL COMPLETE THE DESIGN BASED ON THE INFORMATION PROVIDED ON THIS DRAWING, THE M&E SPECIFICATION, THE ROOM DATA SHEETS AND THE OTHER DOCUMENTS COMPILING THE EMPLOYER'S REQUIREMENTS

Scaling Note: Do NOT scale from this drawing.